



Public Health
Prevent. Promote. Protect.

Mahoning County District Board of Health

Influenza Summary

October 29, 2018

2018-2019 Influenza Season Surveillance Summary

Week 42: October 14-October 21, 2018

The Mahoning County District Board of Health, in conjunction with Youngstown City Health District, will collect influenza surveillance data from September through May.

Summary: During MMWR Week 42, public health surveillance data sources indicate minimal intensity for influenza-like illness (ILI) in outpatient settings reported by Ohio's sentinel providers. The percentage of emergency department visits with patients exhibiting constitutional symptoms are slightly above baseline levels statewide; fever and ILI specified ED visits are below baseline levels. Reported cases of influenza-associated hospitalizations are below the seasonal threshold*. There were 7 influenza-associated hospitalizations reported during MMWR Week 42

Current Ohio Activity Level - *Sporadic:* *Small numbers of laboratory-confirmed influenza cases or a single laboratory-confirmed influenza outbreak has been reported, but there is no increase in cases of ILI.*

State Surveillance Data:

- ODH lab has reported 3 influenza tests from specimens sent from various submitters.
- 2018-2019 influenza season results: (3) A/pdmH1N1; (0) A/H3N2; (0) Influenza B; (0) Negative (through 10/20/2018).
- The National Respiratory and Enteric Virus Surveillance System (NREVSS) has reported 3459 influenza tests performed at participating facilities. 2018-2019 influenza season positive results: (1) A/pdmH1N1, (0) A/H3N2, (5) Flu A Not Subtyped, and (4) Flu B (through 10/20/2018).
- 0 pediatric influenza-associated mortalities have been reported during the 2018-2019 season (through 10/20/2018).
- No novel influenza A virus infections have been reported during the 2018-2019 season (through 10/20/2018).
- Incidence of confirmed influenza-associated hospitalizations in 2018-2019 season = 25 (through 10/20/2018).

Local Surveillance: (Week 42) Very little data is being received in regards to influenza like illness. Respiratory illness seen in emergency room visits is following the same trend as last season.


- **Laboratory Confirmed Tests:** No non-hospitalized laboratory reports were received through Week 42.
- **Physician Offices:** No reports were received this week. Physicians have begun testing for influenza and there was one positive test reported this week for Influenza A in Week 41.
- **Hospitalized cases:** Zero hospitalized cases have been reported through Week 42.

Pneumonia and Influenza (P&I) Deaths 2018-2019 Flu Season

Each week, the CDC Morbidity and Mortality Weekly report (MMWR) reports the total number of death certificates filed and the number of those for which pneumonia or influenza was listed as the underlying or as a contributing cause of death from the vital statistics offices of 122 cities. **CDC is no longer reporting local city data, only by state so we will be reporting Ohio P & I deaths instead of Youngstown data**

MMWR Week 41:

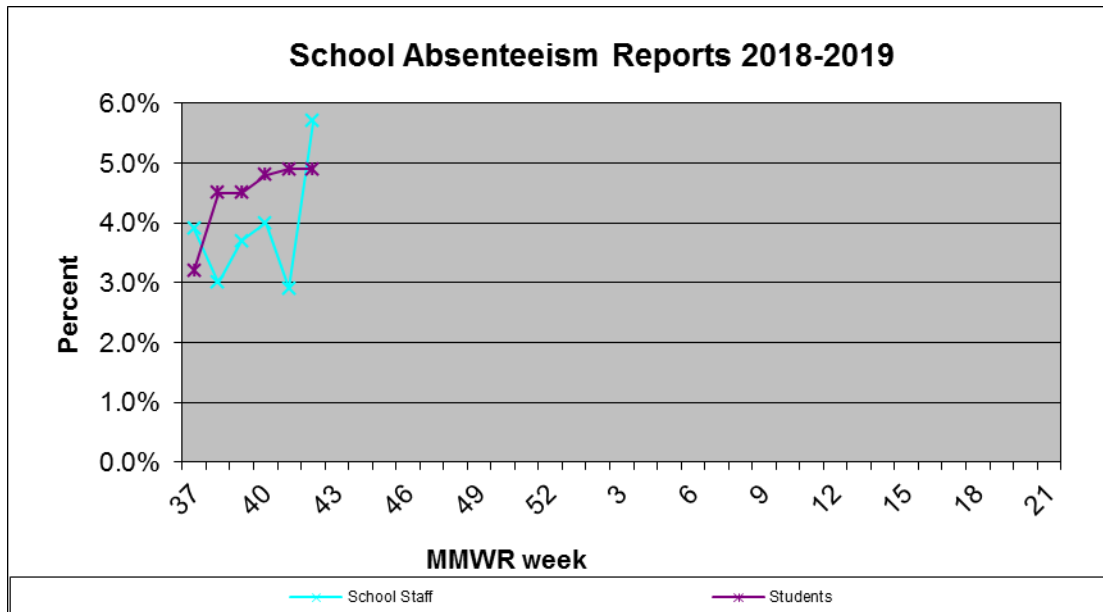
- Ohio mortality due to P & I was reported as insufficient data
- United States mortality due to P & I was 5.3%
- National Epidemic Threshold of 5.9%.



Absentee Data from sentinel Mahoning County Schools: (Week 42)

Absenteeism in schools reflects the sum of the average daily absences for the week from all the reporting schools (currently 21 out of 79 schools report) divided by the sum of the reported student population in these schools for the week. (This will help provide a more accurate number of absences during the shortened school weeks of the holidays)

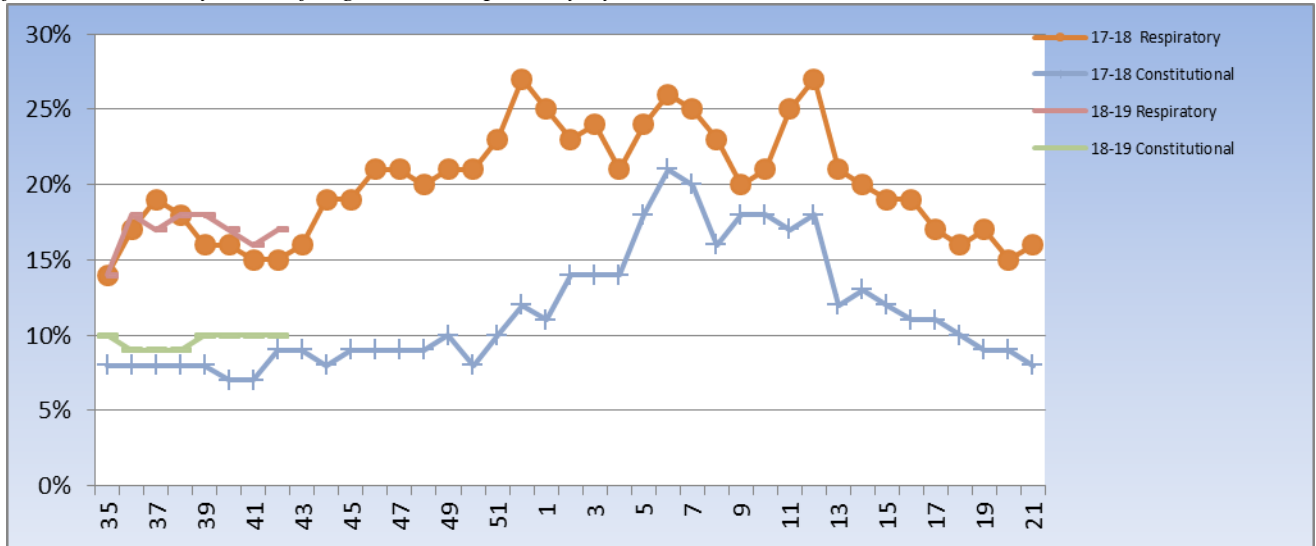
- **School absences:** (Total absences for week vs. population of school: could mean one child absent on multiple days) Week 41
 - **Students: 4.9%**
 - **Staff: 5.7%**



All Schools, and Daycare Centers in Mahoning County were asked to participate as sentinel sites and report their daily absentee data and influenza like illness. *NOTE*: Numbers change as updated reports are received.*

Emergency Department Visits:

There are three hospital systems in Mahoning County who report electronically all ED visits into the Epicenter system. *Report: Constitutional Syndrome: Non-localized, systemic problems including fever, chills, body aches, fatigue and Respiratory Syndrome*



Any questions regarding this information please contact Susan Kovach at the Mahoning County District Board of Health at 330-270-2855 x 132.