

2018 Annual Report



**MAHONING COUNTY
PUBLIC HEALTH**

PREVENT · PROMOTE · PROTECT



New Name – Clearer Identity

Throughout 2018, in accordance with the agency’s Strategic Plan, the Mahoning County District Board of Health conducted over 300 media and public education events to provide the community accurate, timely information about current health concerns and to share with the community the work we are doing as an agency, on their behalf, to address those concerns. We also embarked on a journey to determine how clearly the community recognized that it is this agency undertaking those efforts. We conducted an audit of our communications materials and discovered that we have been inconsistent with identifying the source of our messages.

We inquired about how community members learned of and accessed our services, and through a series of discussions with community leaders, our staff, our governing board and community members we learned that “our customers” (partner organizations and community members alike) did not clearly associate the District Board of Health with the actual agency providing their local public health services in Mahoning County.

Further, when seeking public health information, these same partners were not inclined to search for the District Board of Health. These revelations resulted in the decision to create a more concise identity for the department and a more purposeful branding strategy for consistent messaging.

We were initially inclined to develop a stand-alone logo with a unique identity. However, following significant deliberation, we concluded that the Public Health Icon developed in 2006, by the National Association of City and County Health Officials provides local health departments a common visual symbol and message that helps us be universally recognized and understood.

Prevent, Promote, and Protect: three small words that best tell the story of public health. As a result, we decided to continue to use the national public health icon as the focus of our logo and change our name to reflect the actual work that we do as a department. Please welcome our agency’s new identity:



A Message from the Health Commissioner & Board of Health



Patricia McGovern Sweeney
JD, MPH, RN
Health Commissioner

Mahoning County Public Health (MCPH) aspires to be the community’s leader in population health improvement. Our Board and staff of 67 Public Health Nurses, Registered Sanitarians, Dietitians, Epidemiologists, Health Educators, Health Assistants, Finance and Human Resource Experts and Support Staff use innovative, proactive, and collaborative approaches to ensure conditions in which all people can be healthy. During 2018, MCPH leadership and staff spent close to 5,000 hours working with community partners: local elected and appointed officials, health care systems, law enforcement agencies, education systems, non-profit organizations, watershed protection coalitions, drug abuse prevention task forces, health promotion coalitions, emergency response organizations, infant mortality prevention coalitions, community groups and many more, to bring a focus of health and equity into the policies and practices driving every community sector, every community decision. I would like to thank all of the townships, villages and cities for your continued support of the health department.

This annual report presents a snapshot of the work that MCPH professionals are doing to prevent illness and injury, as well as to promote and protect the health of our community. Please visit our website at www.mahoninghealth.org for more information.



Len Perry, MPH, RS
Board President



Michael Miladore
MD



Nancy Mosca
PhD, RN



Bev Fisher
CFE

New Board Member

Joseph Mistovich, MEd.



Joseph Mistovich
MEd.

Mr. Mistovich joined the Board of Health in April of 2018. He is the chairperson of the Department of Health Professions and a Professor at Youngstown State University (YSU). He has more than 37 years of experience as an educator in emergency medical services and multidisciplinary health care. He earned a M.Ed. degree in Community Health from Kent State University, a BSAS in Allied Health and an ADAS in Emergency Medical

Services from YSU. He has authored fifteen EMS textbooks and more than fifty EMS journal articles. He is a member of the Board of Directors for the Committee on Accreditation of Educational Programs for the EMS Professions and has served on numerous National Highway Traffic Safety Administration committees developing national curriculum and education standards, and National Registry of EMTs examination projects.


2018 District Advisory Council

Dave Mannion, Chair
Jodi Kale, Secretary

2018 Licensing Council Members

Danny Catullo, Retail Food Establishments
Bev Fisher, Campgrounds
Tom Grantonic, Swimming Pools & Spas
Tony Olin, Food Service Operations

Medical Director

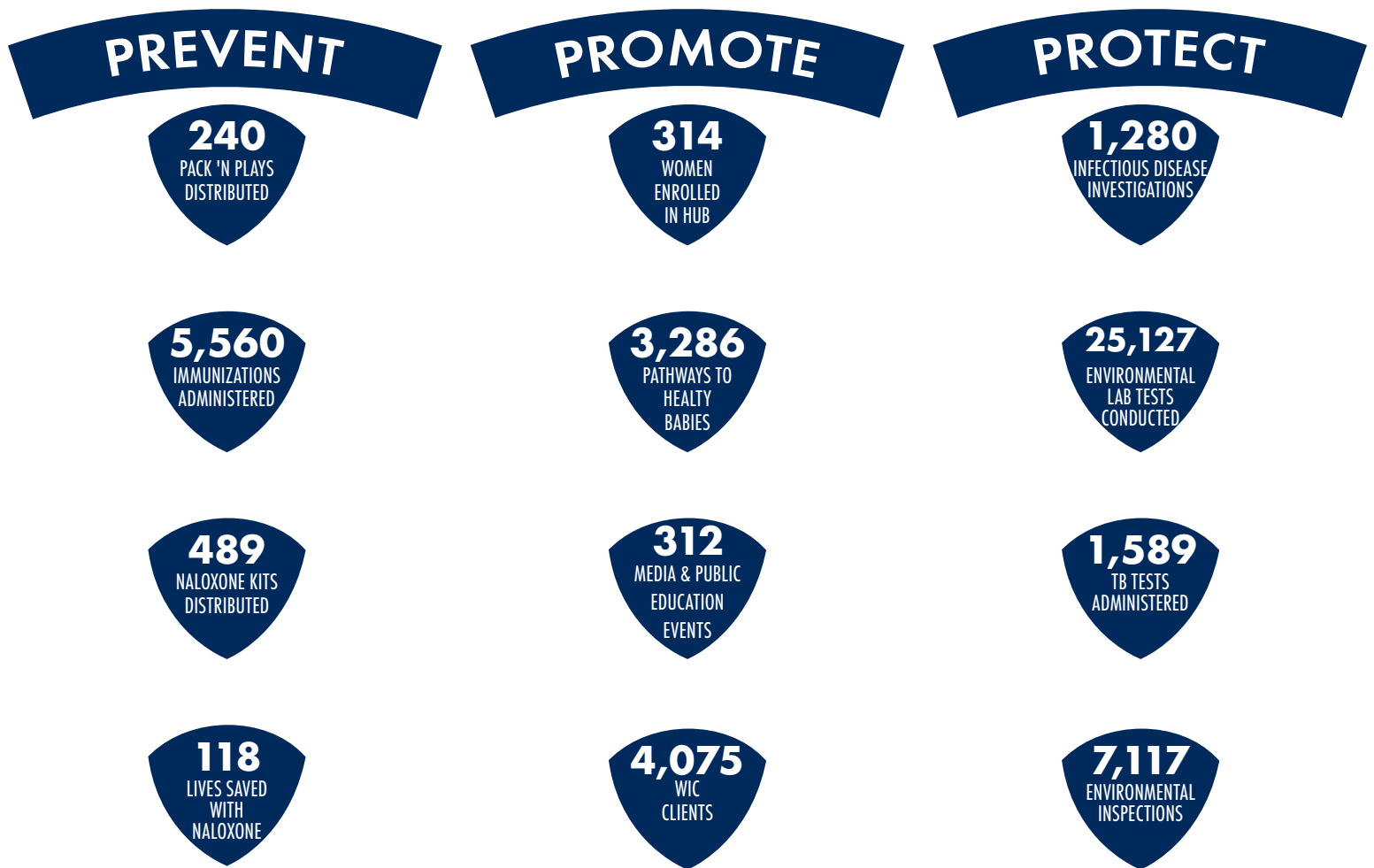


James Kravec, MD, FACP

Mahoning County Public Health Services by the Numbers for 2018

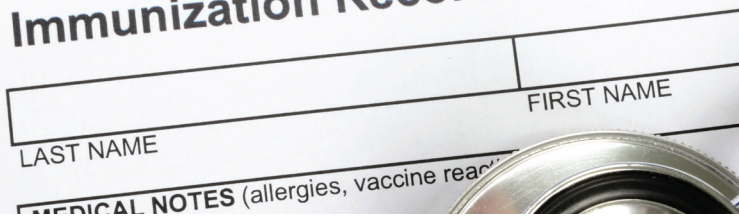
Mahoning County Public Health protects and improves the health of our community by promoting healthy lifestyles, educating the public about health concerns, enforcing health regulations, researching disease and injury prevention, and detecting, preventing and responding to infectious diseases. Mahoning County Public Health promotes policies and practices that address the root causes of poor health and strives to implement strategies that create social and physical environments that protect all communities and enable all Mahoning County residents to live healthy, productive lives.

For more information about all MCPH services please visit www.mahoninghealth.org



PREVENT

Immunization Record



Immunization rates for kindergarten students in Mahoning County are dropping to levels that may not protect the community from vaccine preventable diseases.

Immunizations were first introduced in the United States in 1796 by Edward Jenner's smallpox vaccine. Since then immunizations have been a highly effective component of public health primary prevention services. To best protect a community however, a sufficient number of people must be immunized. For herd immunity to be most effective, immunization rates in a community should be between 80-95%. Over the past four years, Mahoning County has seen a decrease in the percentage of children up to date with their immunizations for Kindergarten: 90.35% in school year 2014-2015 versus 85.11% in school year 2018-2019. Should the level of community or herd immunity continue to drop it may become too low to provide adequate protection against vaccine preventable diseases.

Mahoning County Public Health is committed to preventing the spread of communicable diseases, promoting CDC recommended and school/travel required immunizations for children, adolescents, and adults and protecting our communities from vaccine preventable diseases. Immunization clinics are held year round at our Main Office and at organizations, businesses and schools across the county. In 2018, public health nurses administered 2,462 child/adolescent immunizations, 1,201 adult immunizations, and 1,897 influenza immunizations.

To request a community based clinic or for more information contact MCPH Nursing Division at 330-270-2855 Ext.125.

PROTECT



The Centers for Disease Control and Prevention (CDC) estimates that each year in the US, 48 million people become ill and 128,000 are hospitalized due to foodborne diseases. In order to prevent these illnesses, restaurants in the United States are regularly inspected by local, county, or state health department personnel. The Mahoning County Public Health Food Safety Program completed 3,131 inspections in 2018 with the principal goal of protecting the public by preventing foodborne illnesses.

On November 1, 2018, a web based platform that enables searching food service inspection reports was added to the MCPH webpage. The public can now easily view when a food establishment was inspected and can review the inspection results.

For more information go to the MCPH webpage www.mahoninghealth.org Inspections are added on a weekly basis.

PROMOTE



Between 2015 and 2018 the MY Baby's 1st Infant Mortality Coalition and the Mahoning County Pathways HUB have seen significant progress in reducing infant mortality overall among Mahoning County women.

- 42% decrease point reduction in overall infant mortality (11.0 to 6.4 per 1,000 live births)
- 28.6% decrease point reduction in black infant mortality rate (20.3 to 14.7 per 1,000 live births)
- 47.6% increase in term deliveries (1061 term births in 2015, 2024 term births in 2018)

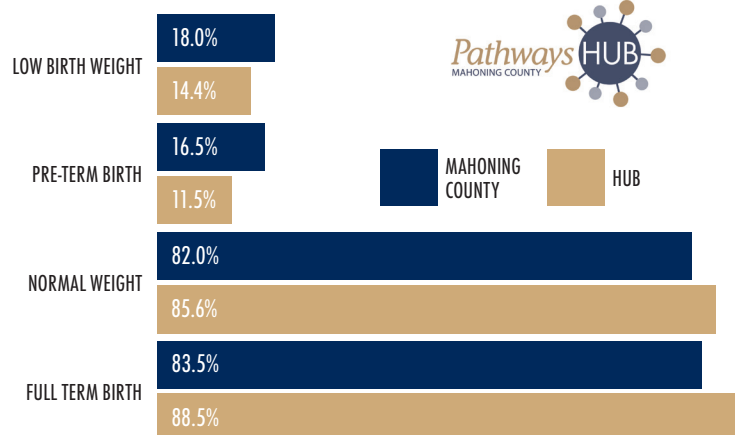
However, while progress has been made, preliminary 2018 data reveals that the improvements are not universal. In 2018, the Mahoning County white infant mortality rate was 1.9 while the black infant mortality rate was 14.7.

The Mahoning County Pathways HUB (the HUB) is working to reduce this disparity. Pre-term birth and low birth weight are two of the greatest risk factors for infant mortality. African-American women enrolled in the HUB during 2018 experienced lower percentages of pre-term birth and low birth weight than African American women not enrolled in the HUB and have experienced higher percentages of full-term babies born at a normal healthy weight.

The HUB accomplishes this by coordinating care with partner agencies in the community that employ Community Health Workers to address the social and behavioral issues adversely impacting the health of the mother and her baby during and after her pregnancy.

With funding from the Ohio Department of Medicaid and the Ohio Commission for Minority Health, HUB partners include: Alta Care Group, Mercy Health Resource Mothers, PGOH - Moms and Babies First Program, MYCAP, Akron Children's Hospital Mahoning Valley, Mercy Health CenteringPregnancy® Program and the Youngstown City Health District.

2018 African American Birth Outcomes



2018 Community Health Improvement Plan (CHIP) Report Card

Originally published in 2014, the Mahoning County Community Health Improvement Plan directs community actions to address the following overarching goals:

- 1. Increase access to healthy foods and improve physical activity**
- 2. Reduce infant mortality**
- 3. Reduce the incidence and morbidity of diabetes**
- 4. Reduce substance use and abuse**
- 5. Eliminate health inequities**

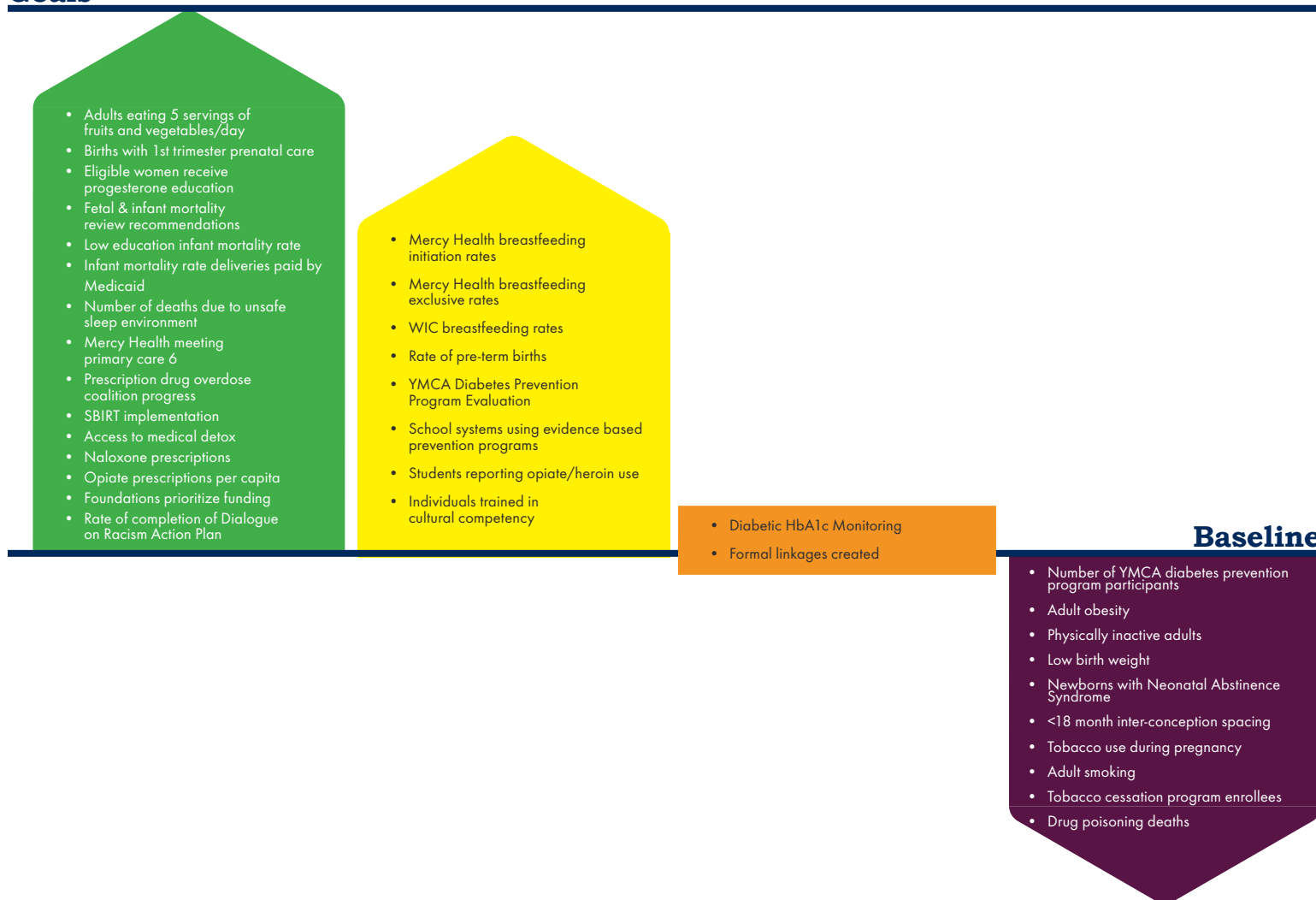
The plan contains very specific objectives and strategies the community is to undertake to achieve these goals. The CHIP Team meets quarterly to monitor the implementation of these strategies. Annually, the team reviews updated health status data and publishes a report to show where we have met the objectives to reach our health improvement goals and where more progress is needed. In 2017 and 2018, CHIP strategies were revised to refine community efforts when goals were not achieved.

The table below reports the status of achievement of our 2018 CHIP goals and objectives. Overall, the CHIP identified 35 objectives to be achieved by 2018. The CHIP team analysis of 2018 data revealed that 65.7% or 23 of the 35 objectives were either met, or the community was making good progress to goal achievement. No progress was made toward the achievement of two objectives (5.7% of the 35 total objectives).

Furthermore, and most troubling, was the finding that for ten of the objectives, 29% of the total, the data revealed that the health status had actually declined further and that not only had progress not been made, but in those areas our health status as a community had actually worsened.

More detailed information about the Mahoning County Community Health Assessment and Community Health Improvement Plan please visit: www.mahoninghealth.org/community-health-assessment-and-planning/

Goals



Mahoning County Communicable Diseases

Mahoning County townships, villages, and cities of Canfield, Campbell and Struthers (does not include Youngstown City)

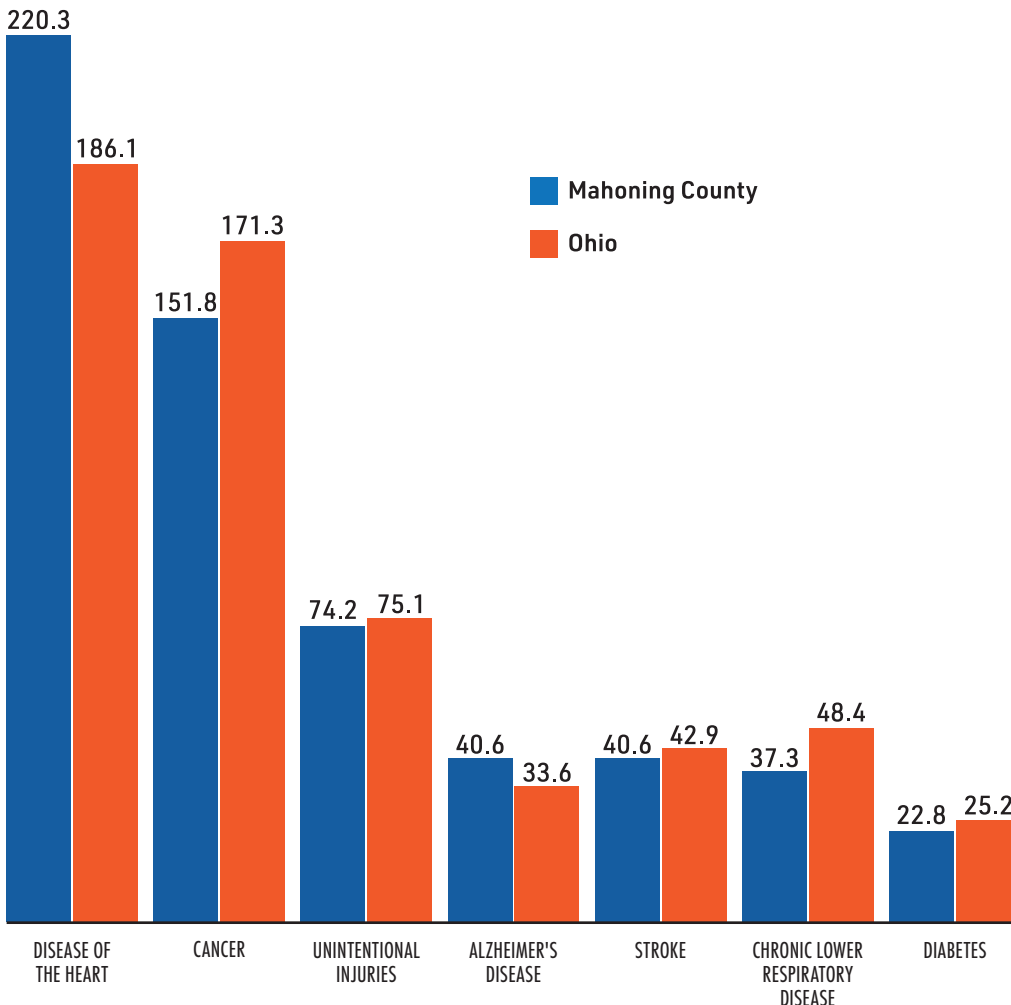
DISEASE	2018
Campylobacteriosis	12
Chlamydia Infection	450
CP-CRE	6
Cryptosporidium	11
Ecoli (non O157) shixa toxin	8
Giardia	5
Gonococcal Infection	132
Haemophilus Influenza	2
Hepatitis A	3
Hepatitis B Acute	0
Hepatitis B Chronic	24

DISEASE	2018
Hepatitis C Chronic	160
Influenza-associated hospitalizations	351
Legionella	6
Listeria	1
Lyme Disease (Suspect)	36
Lyme Disease (Confirmed)	2
Meningitis-Aseptic/Viral	2
Meningitis- Bacterial (Other)	8
Meningococcal Disease (N. Mening)	0
Mumps (suspected)	0
Q Fever	1

DISEASE	2018
Pertussis	10
Rocky Mountain Spotted Fever	4
Shigella	11
Salmonella	1
Streptococcal-Group A invasive	4
Streptococcal-Group B-Newborn	3
Streptococcal Pneumoniae	18
Tuberculosis	1
Tulerimia	1
Varicella	5
West Nile Virus	2

2018 Leading Causes of Death in Mahoning County

Source: Ohio Department of Health, Vital Statistics. Rate/100,000



2018 Mahoning County Public Health Financial Statement

This is an unaudited financial statement.

REVENUES

LOCAL REVENUES	
Environmental Health License, Registration & Permit Fees	\$ 1,483,167
Local Taxes: Inside Millage and Tuberculosis Levy	1,105,775
Contracts with Governmental Agencies/Non-profits	443,881
Laboratory Services Fees	361,789
Insurance Reimbursements	230,804
Rental Income	56,726
Personal Health Services Patient Paid Fees	32,279
Miscellaneous Revenues	10,379
SUB-TOTAL LOCAL REVENUES	\$ 3,724,800

STATE & FEDERAL REVENUES

Ohio Department of Health Funded Grants/Projects	
STATE FUNDED DOLLARS INCLUDE	\$ 284,111
Maternal and Child Health Program Grant Get Vaccinated Ohio Grant Ohio Equity Institute 2.0 Grant Moms Quit for Two Grant Cribs for Kids Safe Sleep Grant Ohio Smoke Free Workplace Funds	
FEDERAL FUNDED DOLLARS INCLUDE	1,573,183
Maternal and Child Health Program Grant Immunization Action Plan Grant Ohio Equity Institute 2.0 Grant Public Health Emergency Preparedness Grant Women, Infants, and Children (WIC) Grant Prescription Drug Overdose Prevention Grant	
MEDICAID/MEDICARE REIMBURSEMENT FOR SERVICES	251,448
OTHER STATE & FEDERAL DOLLARS INCLUDE	913,816
MY Baby's 1st Program - Ohio Dept. of Medicaid HUB Grant - Ohio Commission on Minority Health Health Education Grants - Ohio Dept. of Aging Water Pollution Control Loan Fund - Ohio EPA	
STATE SUBSIDIES	78,933
SUB-TOTAL STATE AND FEDERAL REVENUES	\$ 3,101,491
TOTAL REVENUES	\$ 6,826,291

EXPENDITURES

	FED/STATE	LOCAL	TOTALS
Personal/Community Health Services	\$ 3,253,402	\$ 789,128	\$ 4,042,530
Environmental Health Services	110,035	1,859,094	1,969,129
Administrative & Support Services	115,722	542,590	658,312
Laboratory Services	0	430,021	430,021
TOTAL EXPENDITURES	\$ 3,479,159	\$ 3,620,833	\$ 7,099,992

2018 Mahoning County Public Health Staff

HEALTH COMMISSIONER

Patricia McGovern Sweeney, JD, MPH, RN

ADMINISTRATIVE SPECIALIST/PHAB COORDINATOR

Julie Thompson

DIRECTOR, ENVIRONMENTAL HEALTH DIVISION

Ryan Tekac, MS, RS, REHS

DEPUTY DIRECTOR OF ENVIRONMENTAL HEALTH

John Hallas, RS, REHS

SANITARIAN TEAM LEADER

David Fetchko, RS

SANITARIAN

Genevieve Bufano, SIT

Kyle Gabrick, SIT

Amy Holinbaugh, RS, REHS

Dantan Hutton, RS, REHS

Kari Jones, RS

Deanna Maurer, RS, REHS

Stefano Napolitano, RS

Andrew Stefan, RS, REHS

Cory Powell, RS

John Schoeni, RS

Shannon Sellards, RS

PLUMBING INSPECTOR

John Lubonovic, CPI

ENVIRONMENTAL HEALTH TECHNICIAN

Jack Crish

SECRETARY

Kaitlin Hill

Tina Schneider

Linda Zmith

DIRECTOR, NURSING AND COMMUNITY HEALTH DIVISION

Erica Horner, MPH, RN

DEPUTY DIRECTOR OF COMMUNITY HEALTH

Susan Kovach, MPH, RS

PUBLIC HEALTH NURSE

Nancy Butch, RN

Brenda Christensen, RN

Rachel Jackson, RN

Linda Mervin, RN

Debra Moss, RN

DISEASE INTERVENTION SPECIALIST

Saundra Panezich, MSSA, LSW

TB REGISTRAR AND FIMR MATERNAL INTERVIEWER

Shawn Hunter-Little, LPC, MA

COMMUNITY HEALTH EDUCATION SPECIALIST

Cara Rasor

Tracy Styka, MS, ACE-Certified Health Coach

INFANT MORTALITY PREVENTION COALITION COORDINATOR

Cora Lewis, MAS

PUBLIC HEALTH EPIDEMIOLOGIST

Marie Mayberry, MPH

INJURY PREVENTION PRESCRIPTION DRUG OVERDOSE COORDINATOR

vacant

SECRETARY

Lindsay Fortney

Monica Macala

Diane Zagorsky

Laura Cucaro

DIRECTOR, MAHONING COUNTY PATHWAYS HUB

Patricia McGovern Sweeney, JD, MPH, RN

COORDINATOR, MAHONING COUNTY PATHWAYS HUB

Michelle Edison, MPH, MS

REFERRAL AND TRAINING COORDINATOR

Sophia Iqbal, MHHS

HUB OPERATIONS ASSISTANT

Megan Stacy

DIRECTOR, LABORATORY SERVICES DIVISION

Scott Bolam

LABORATORY CLERK

Kelsey Gill

Rachael Ruby

LABORATORY TECHNICIAN

Janine Soubra

LABORATORY ASSISTANT

Chris Novak

DIRECTOR, FINANCE AND HUMAN RESOURCES DIVISION

Edward Janik, CPA

FISCAL PERSONNEL OFFICER

Darlene Sawyers

ADMINISTRATIVE ASSISTANT

Kathleen Svasta

GRANTS FISCAL MANAGER

Kathleen Affagato

ACCOUNT CLERK II

Lori Keller

SPECIAL PROJECTS FISCAL MANAGER

Carrie Hagan

DIRECTOR, WIC DIVISION

Loretta Floyd-Pleas, MS, RD, LD, CLC

NUTRITION EDUCATION/BREASTFEEDING COORDINATOR

Daljeet Dhillon, MS, RD, LD, CLC

HEALTH PROFESSIONAL/DIETICIAN

Michelle Rovnak, RD, LD, CLC

Catherine Pontino, RD, LD

Linda Evans, MS, RD, LD, CLC

Carla Moore-Parker, RD, LD, CLC

Melissa Rogers, RD, LD, CLC

HEALTH ASSISTANT

Anna Cappitti

Lillian Davila

Rosemarie Fragoso

Jeffery Holloway

Maria LeBron Ortiz

Wanda Vega

PEER HELPER

Emily Cosma

Jasmine Hampton

MAIN OFFICE

MAHONING COUNTY PUBLIC HEALTH

50 Westchester Drive
Youngstown, OH 44515
330-270-2855
Toll-Free in Mahoning County
1-800-873-MCHD

DEPARTMENTS LOCATED IN THE WESTCHESTER DRIVE BUILDING

Community Health
Environmental Health and Plumbing
Emergency Preparedness
Finance and Human Resources
Health Commissioner
Immunization Clinics
Pathways Community HUB
Public Health Nursing
Solid and Infectious Waste Program
Tuberculosis Clinic

ENVIRONMENTAL LABORATORY

116 Westchester Drive
Youngstown, OH 44515
330-270-2841

WIC CLINICS

Austintown
50 Westchester Drive
Youngstown, OH 44515
330-792-2397

Boardman
3910 Hillman Way
Boardman, OH 44512
330-788-1485

Goshen
14003 West South Range Road
Salem, OH 44460
330-507-9290

Youngstown
345 Oak Hill Ave.
Youngstown, OH 44502
234-855-1575

Mahoning County Pubic Health
WWW.MAHONINGHEALTH.ORG
Twitter @mahoninghealth
Facebook- Mahoning County District Board of Health