



2024-2025 Influenza Season Surveillance Summary

Week 3 (2025): January 12, 2025-January 18, 2025

The Mahoning County District Board of Health, in conjunction with Youngstown City Health District, will collect influenza surveillance data from September through May.

Current Ohio Activity Level – *High Activity*

State Surveillance Data:

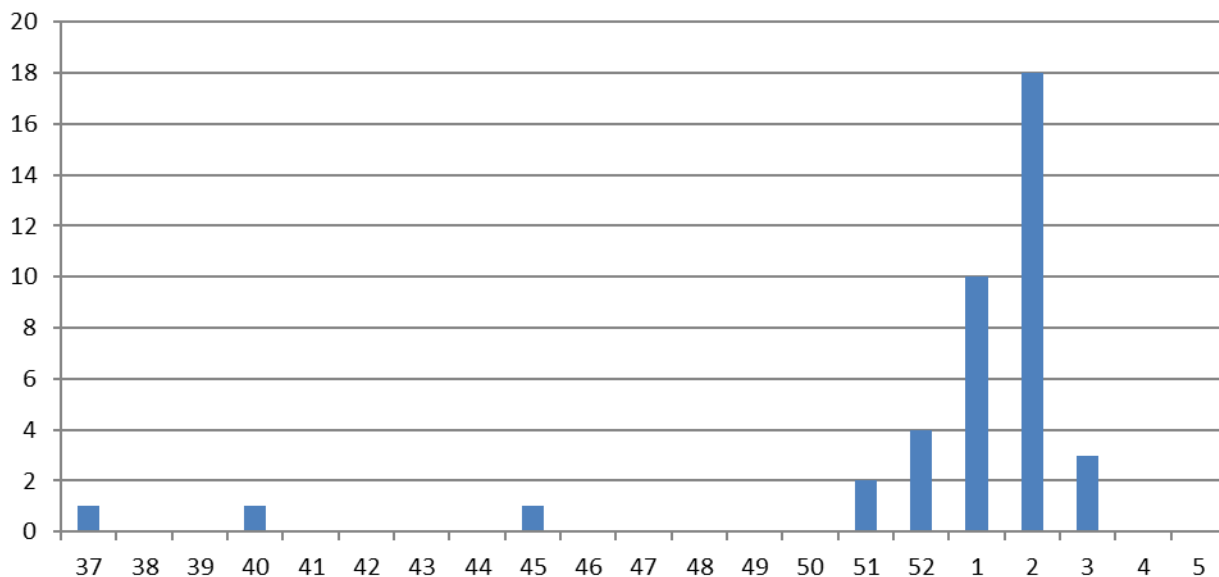
- Zero (0) pediatric influenza-associated mortality has been reported so far during the 2024-2025 influenza season (through 1/11/2025).
- Zero (0) novel influenza A virus infections have been reported so far during the 2024-2025 influenza season (through 1/11/2025).
- Incidence of confirmed influenza-associated hospitalizations in 2024-2025 season = 639 (through 1/11/2025)

Local Surveillance: Week 3(2025)) There continues to be an increase in influenza like illness and hospitalized influenza cases have been reported. Respiratory illness continues to remain steady among the emergency room visits.

Hospitalized cases:

- **Week 3 (2025) (Jan 12-Jan 18):** Three (3) cases: All Influenza A
- **Total: Forty (40) cases:** 39 Influenza A, 1 Influenza B
Four (4): Pediatric Hospitalizations

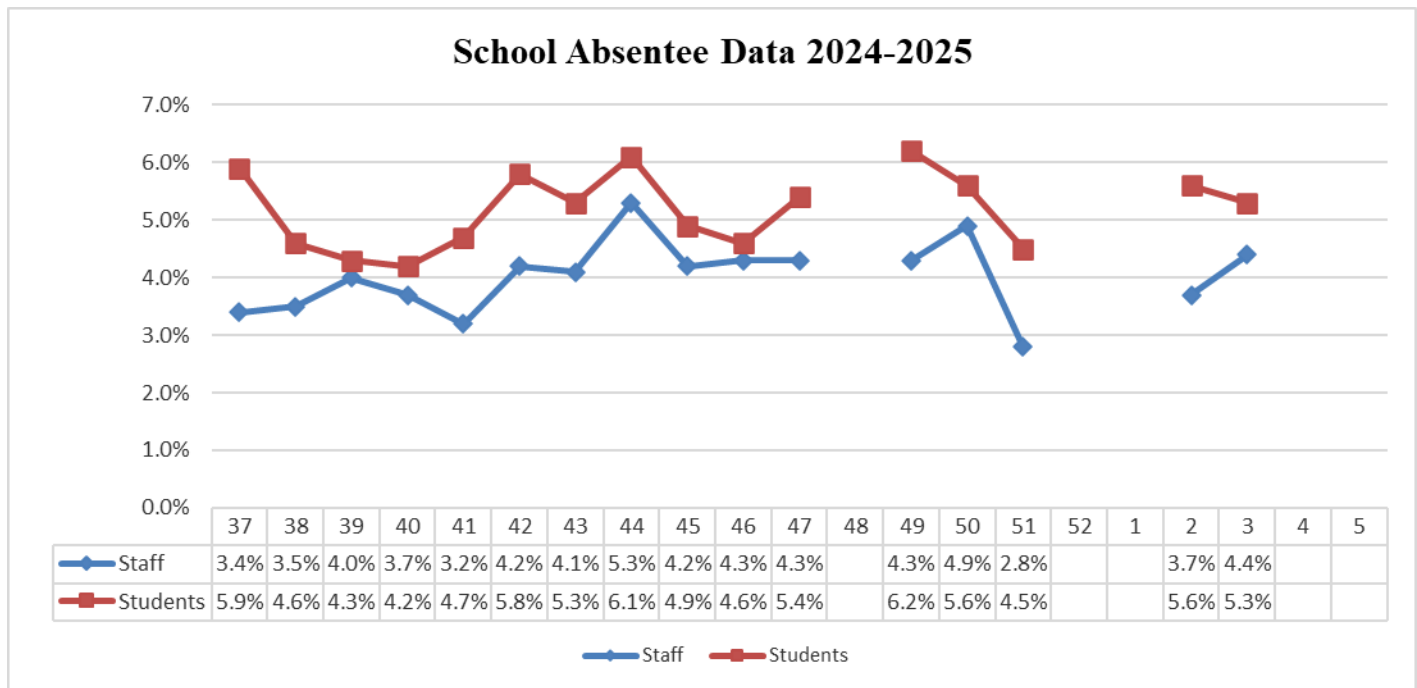
No. of Hospitalized Cases by Week



Absentee Data from sentinel Mahoning County Schools: (Week 3)

Absenteeism in schools reflects the sum of the average daily absences for the week from all the reporting schools (currently 21 out of 79 schools report) divided by the sum of the reported student population in these schools for the week. (This will help provide a more accurate number of absences during the shortened school weeks of the holidays) **No report Week 48-Thanksgiving/Week 52 & 1: Christmas Break**

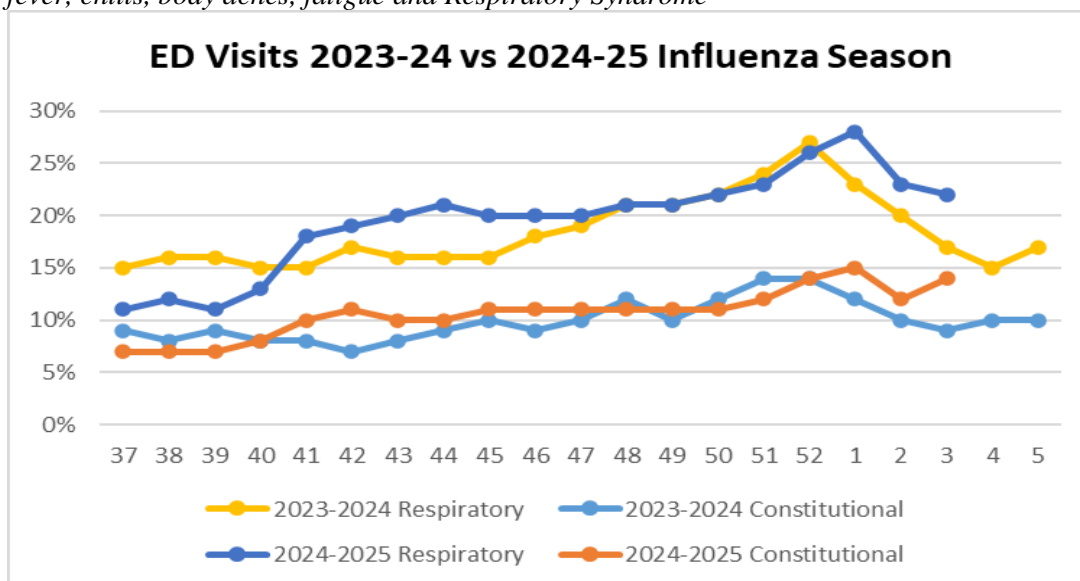
- **School absences:** (Total absences for week vs. population of school: could mean one child absent on multiple days)
 - **Students: 5.3%**
 - **Staff: 4.4%**



11 Schools, in Mahoning County were asked to participate as sentinel sites and report their daily absentee data and influenza like illness.
 NOTE*: Numbers change as updated reports are received.

Emergency Department Visits:

There are three hospital systems in Mahoning County who report electronically all ED visits into the Epicenter system. *Report: Constitutional Syndrome: Non-localized, systemic problems including fever, chills, body aches, fatigue and Respiratory Syndrome*

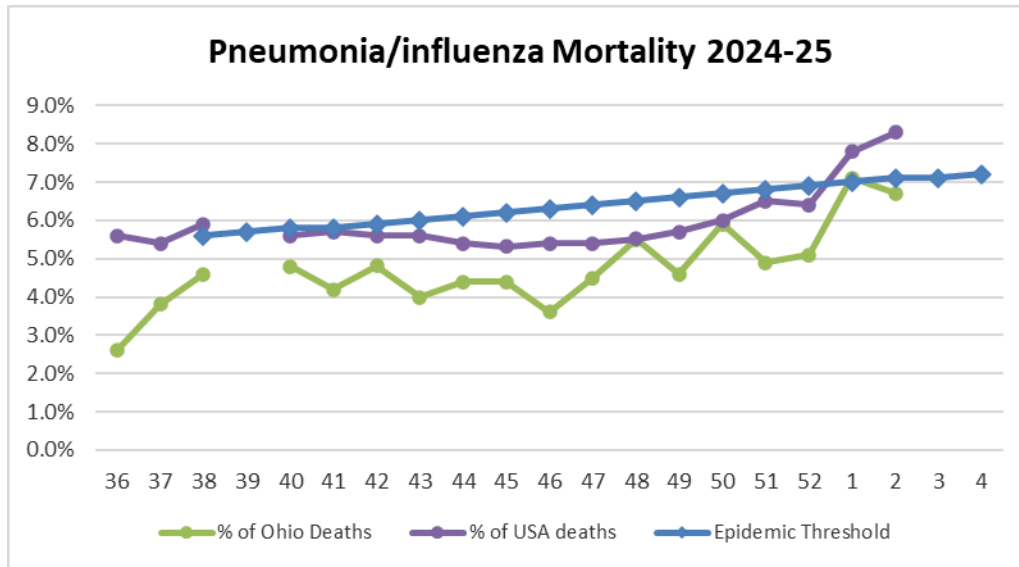


Pneumonia, Influenza, and COVID (P/I/C) Deaths 2024-2025 Flu Season

Each week, the CDC Morbidity and Mortality Weekly report (MMWR) reports the total number of death certificates filed and the number of those for which pneumonia or influenza was listed as the underlying or as a contributing cause of death from the vital statistics offices of 122 cities. **CDC is no longer reporting local city data, only by state so we will be reporting Ohio P & I deaths instead of Youngstown data**

MMWR Week 2 (2025):

- Ohio mortality due to P/I/C was 6.7%
- United States mortality due to P/I/C was 8.3%
- National Epidemic Threshold of 7.1%.



Any questions regarding this information please contact Susan Kovach at the Mahoning County District Board of Health at 330-270-2855 x 132.