



## 2023-2024 Influenza Season Surveillance Summary

### Week 15 (2024): April 7, 2024-April 13, 2024

The Mahoning County Public Health, in conjunction with Youngstown City Health District, will collect influenza surveillance data from September through May.

#### Current Ohio Activity Level – *Low Activity*

#### State Surveillance Data through Week 14 (4/6/2024):

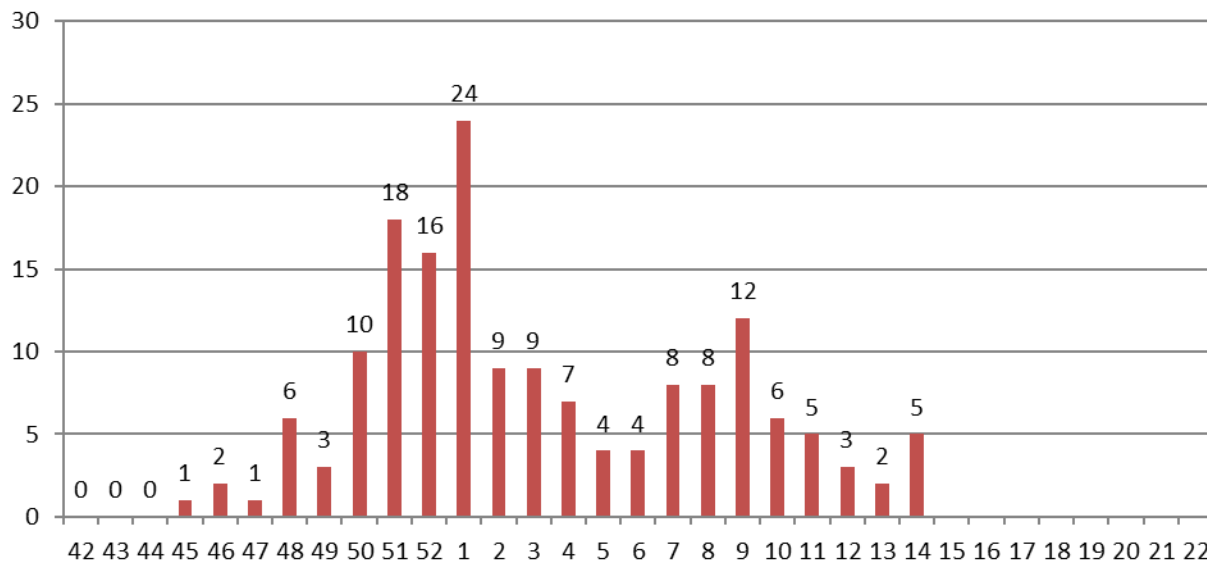
- Four pediatric influenza-associated mortalities have been reported so far during the 2023-2024 influenza season (through 4/6/2024).
- No novel influenza A virus infections have been reported so far during the 2023-2024 influenza season (through 4/6/2024).
- Incidence of confirmed influenza-associated hospitalizations in 2023-2024 season: 9207 (through 4/6/2024) Week 14: 329

**Local Surveillance: Week 15 (2024)** There continues to be an increase in influenza like illness and positive influenza cases being reported fell this week. Respiratory illness seem to be leveling off among the emergency room visits.

#### Hospitalized cases:

- **Week 15 (April 7-April 13, 2024):** Four (4) cases: 4 Influenza A: 0 Influenza B
- **Total: One hundred sixty-seven (167)** cases: 136 Influenza A/30 Influenza B: Twenty (21): Pediatric Hospitalizations

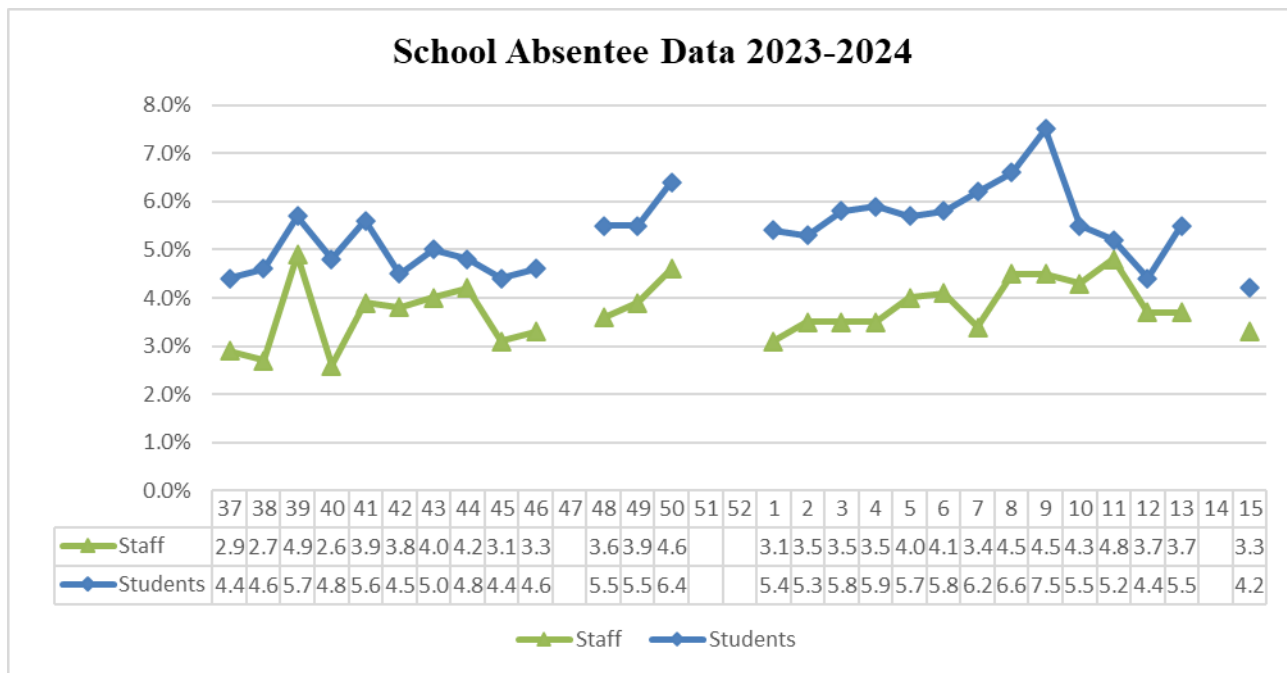
No. of Hospitalized Cases by Week



## Absentee Data from sentinel Mahoning County Schools: Week 15 (2024)

Absenteeism in schools reflects the sum of the average daily absences for the week from all the reporting schools (currently 21 out of 79 schools report) divided by the sum of the reported student population in these schools for the week. (This will help provide a more accurate number of absences during the shortened school weeks of the holidays) (**Schools closed Week 47,51,52,14 so no reported data**)

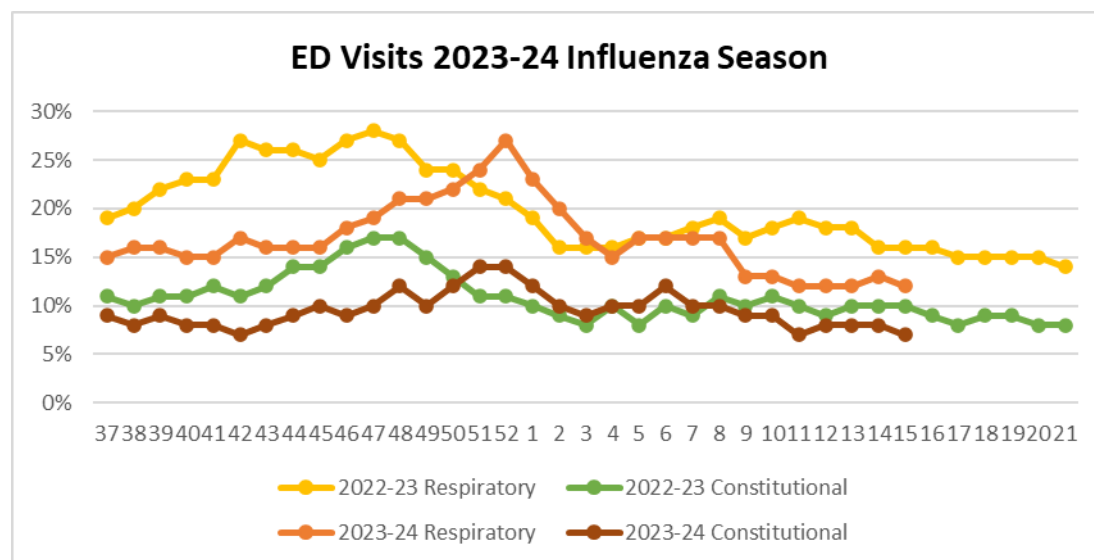
- **School absences:** (Total absences for week vs. population of school: could mean one child absent on multiple days)
  - **Students: 4.2%**
  - **Staff: 3.3%**



11 Schools, in Mahoning County were asked to participate as sentinel sites and report their daily absentee data and influenza like illness. *NOTE\*: Numbers change as updated reports are received.*

### Emergency Department Visits:

There are three hospital systems in Mahoning County who report electronically all ED visits into the Epicenter system. *Report: Constitutional Syndrome: Non-localized, systemic problems including fever, chills, body aches, fatigue and Respiratory Syndrome*

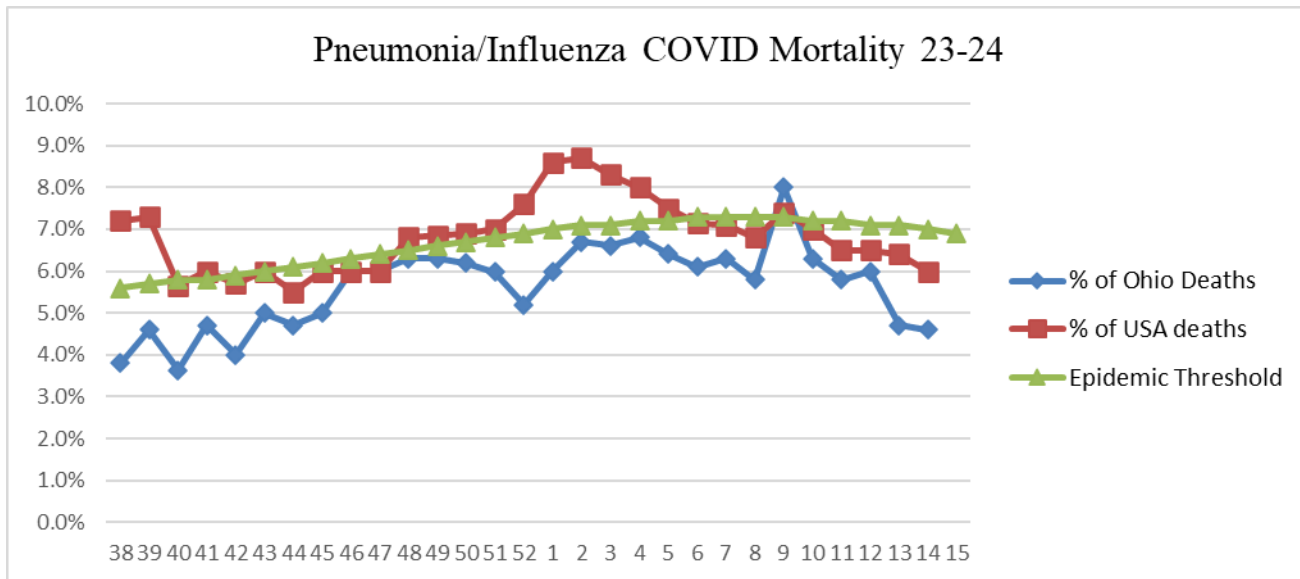


## Pneumonia, Influenza, and COVID (P/I/C) Deaths 2023-2024 Flu Season

Each week, the CDC Morbidity and Mortality Weekly report (MMWR) reports the total number of death certificates filed and the number of those for which pneumonia or influenza was listed as the underlying or as a contributing cause of death from the vital statistics offices of 122 cities. **CDC is no longer reporting local city data, only by state so we will be reporting Ohio P & I deaths instead of Youngstown data**

### MMWR Week 14:

- Ohio mortality due to P/I/C was 4.6%.
- United States mortality due to P/I/C was 6.0%
- National Epidemic Threshold of 7.0%.



Any questions regarding this information please contact Susan Kovach at the Mahoning County Public Health at 330-270-2855 x 132.