



## 2021-2022 Influenza Season Surveillance Summary

**Week 9 (2023): February 26, 2023-March 4, 2023**

The Mahoning County District Board of Health, in conjunction with Youngstown City Health District, will collect influenza surveillance data from September through May.

**Summary:** During MMWR Week 9, public health surveillance data sources indicate minimal intensity for influenza-like illness (ILI) in outpatient settings reported by Ohio's sentinel ILINet providers. The percentage of emergency department (ED) visits with patients exhibiting constitutional symptoms and fever/ILI specified ED visits are below baseline levels statewide. Reported cases of influenza-associated hospitalizations decreased. There were 39 influenza-associated hospitalizations reported during MMWR Week 9.

**Current Ohio Activity Level – *Low intensity***

### **State Surveillance Data:**

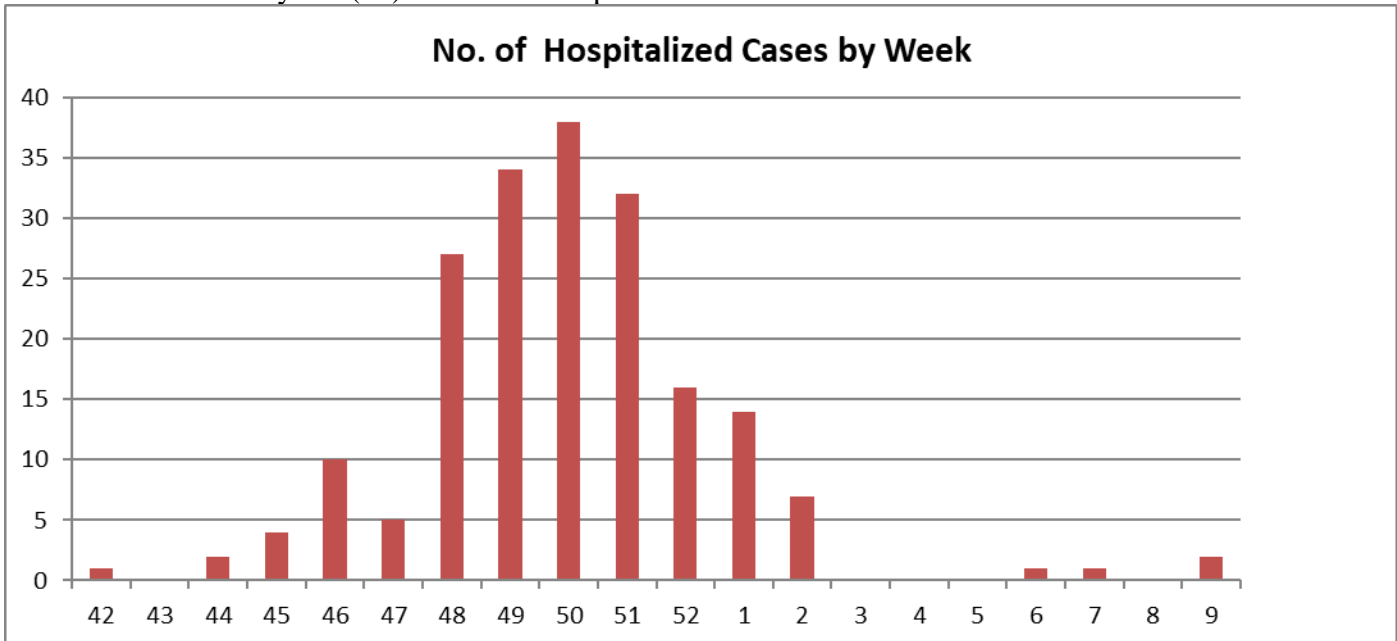
The U.S. World Health Organization (WHO) Collaborating Laboratories System and the National Respiratory and Enteric Virus Surveillance System (NREVSS) has reported 139,441 tests for influenza performed at participating facilities; of these, 1,068 tested positive for influenza A(H1N1pdm09), 1,252 for influenza A(H3N2), 21,459 for influenza A (subtyping not performed), and 146 for influenza B (through 03/04/2023).

- Five influenza-associated pediatric mortalities have been reported so far during the 2022-2023 influenza season (through 03/04/2023).
- No novel influenza A virus infections have been reported so far during the 2022-2023 influenza season (through 03/04/2023).
- Incidence of confirmed influenza-associated hospitalizations in 2022-2023 season = 8,868 (through 03/04/2023).

**Local Surveillance: (Week 9)** There continues to be an increase in influenza like illness and positive influenza cases being reported. Respiratory illness continues to increase among the emergency room visits.

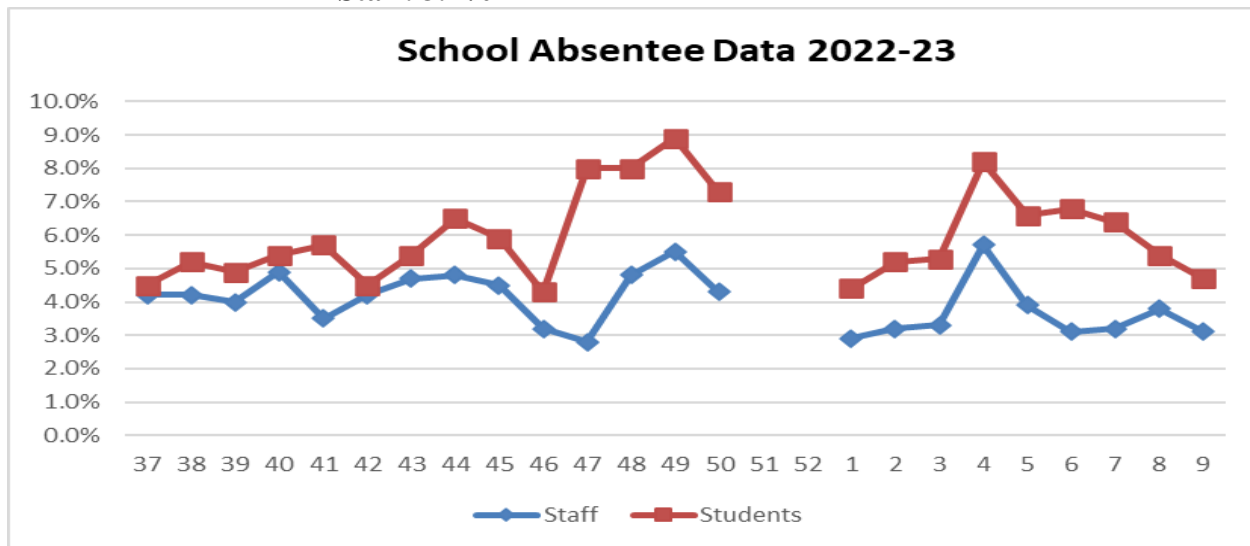
**Hospitalized cases:**

- **Week 9 (Feb 26-March 2):** Two (2) cases: Both Influenza A
- **Total: One hundred and ninety four (194) cases:** All Influenza A:  
Twenty-six (26): Pediatric Hospitalization



**Absentee Data from sentinel Mahoning County Schools: Week 9 (2023)** Absenteeism in schools reflects the sum of the average daily absences for the week from all the reporting schools (currently 26 out of 79 schools report) divided by the sum of the reported student population in these schools for the week. (This will help provide a more accurate number of absences during the shortened school weeks of the holidays- **Week 51 & 52 not reported:** school closed)

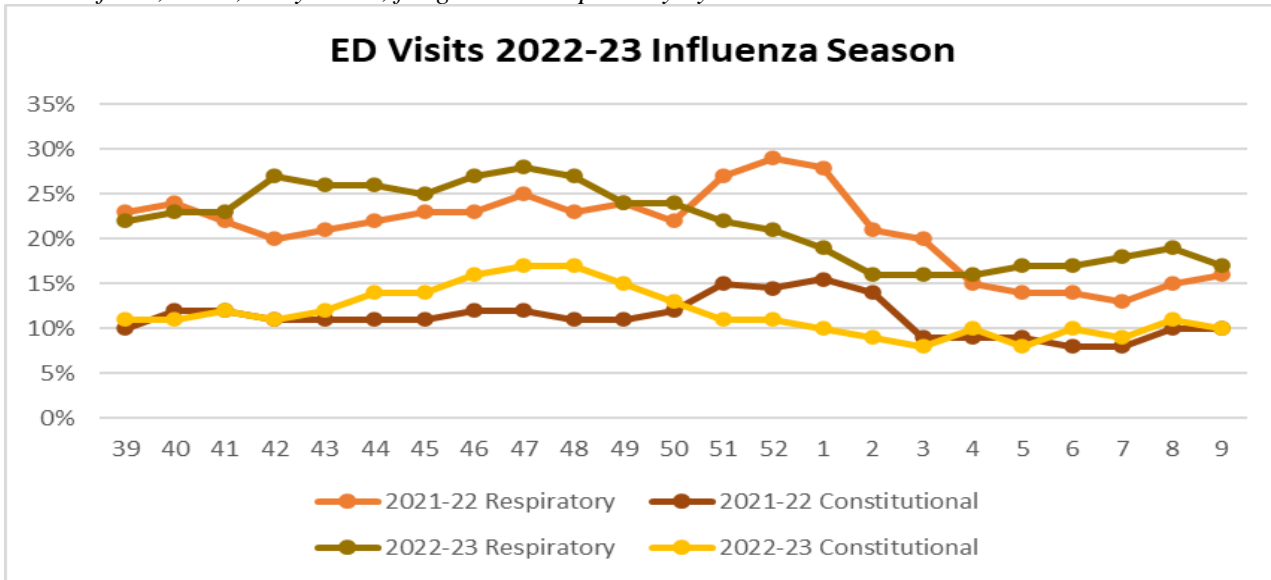
- **School absences:** (Total absences for week vs. population of school: could mean one child absent on multiple days)
  - **Students: 4.7%**
  - **Staff: 3.1%**



All Schools, in Mahoning County were asked to participate as sentinel sites and report their daily absentee data and influenza like illness. *NOTE\*: Numbers change as updated reports are received.*

### Emergency Department Visits:

There are three hospital systems in Mahoning County who report electronically all ED visits into the Epicenter system. *Report: Constitutional Syndrome: Non-localized, systemic problems including fever, chills, body aches, fatigue and Respiratory Syndrome*

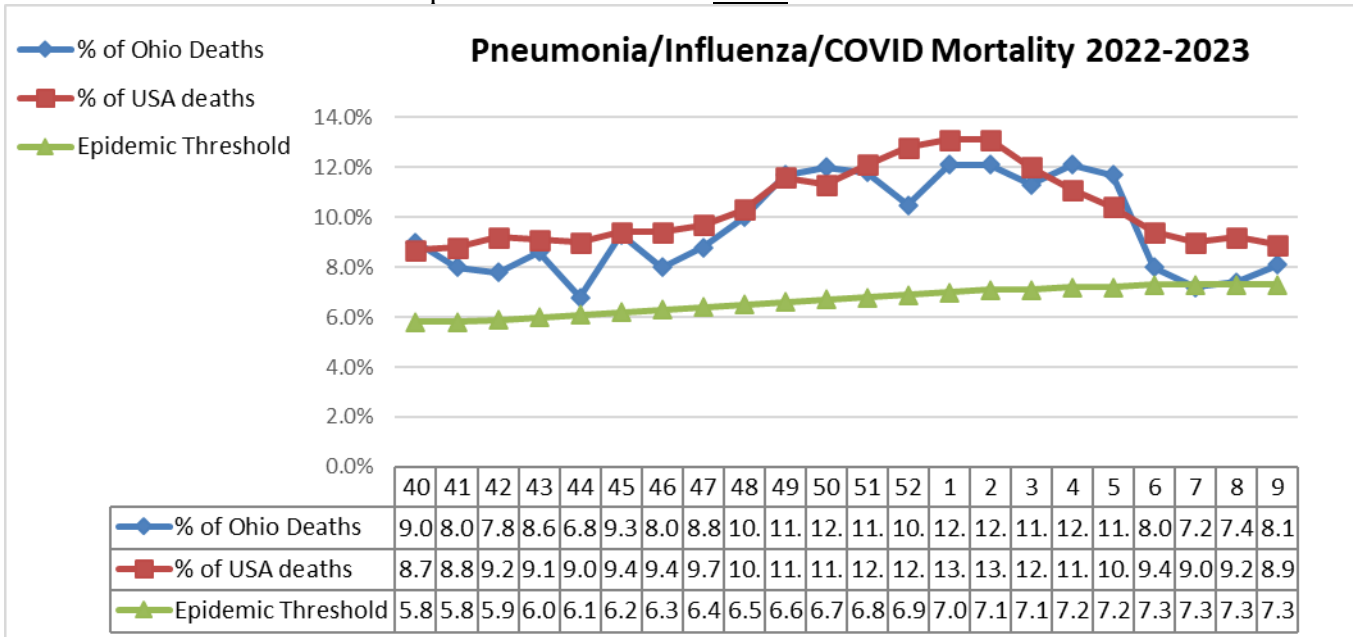


### Pneumonia, Influenza, and COVID (P/I/C) Deaths 2022-2023 Flu Season

Each week, the CDC Morbidity and Mortality Weekly report (MMWR) reports the total number of death certificates filed and the number of those for which pneumonia or influenza was listed as the underlying or as a contributing cause of death from the vital statistics offices of 122 cities. **CDC is no longer reporting local city data, only by state so we will be reporting Ohio P & I deaths instead of Youngstown data**

#### MMWR Week 9 (2023):

- Ohio mortality due to P/I/C was 8.1%
- United States mortality due to P/I/C was 8.9%
- National Epidemic Threshold of 7.3%.



Any questions regarding this information please contact Susan Kovach at the Mahoning County District Board of Health at 330-270-2855 x 132.